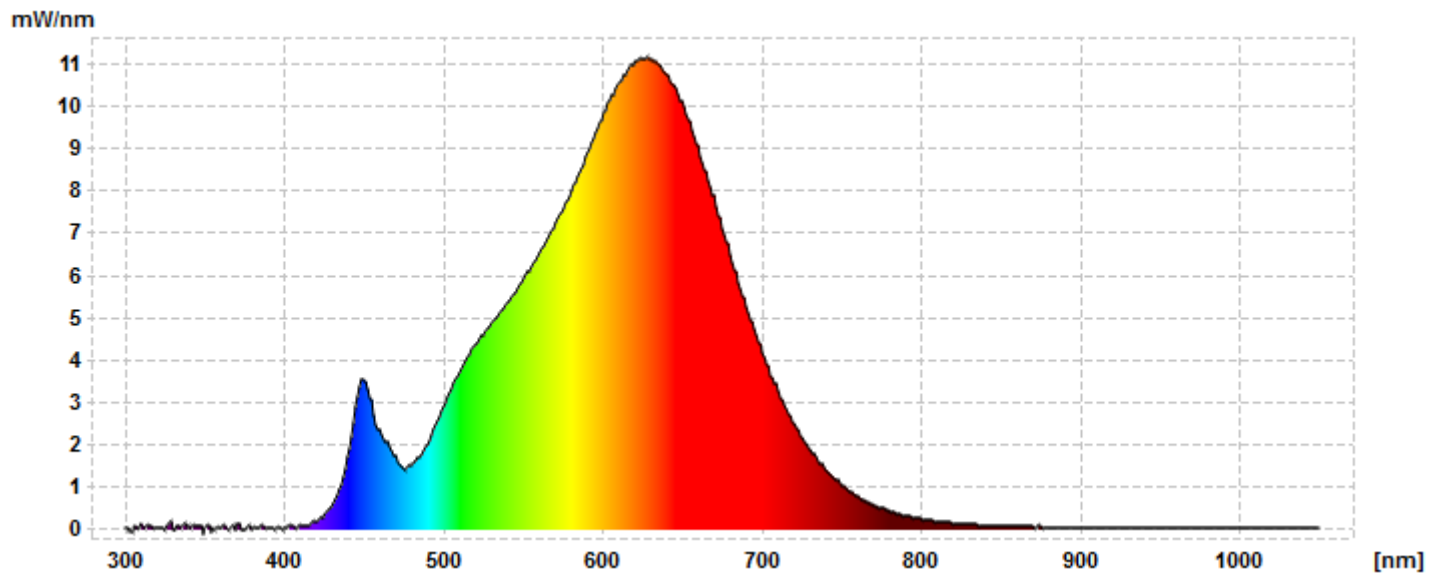


Flexstrip 24 UWW

Spectrum



Measurement name: FS-24-UWW
 Measurement time: 2016-04-14 14:57:37
 Report time: 2016-04-14 15:33:15
 Signal Level: 69.591
 Device: GLX10t 1104N041
 Item No: FS-001-001
 Made by: Michael PELL
 Note:

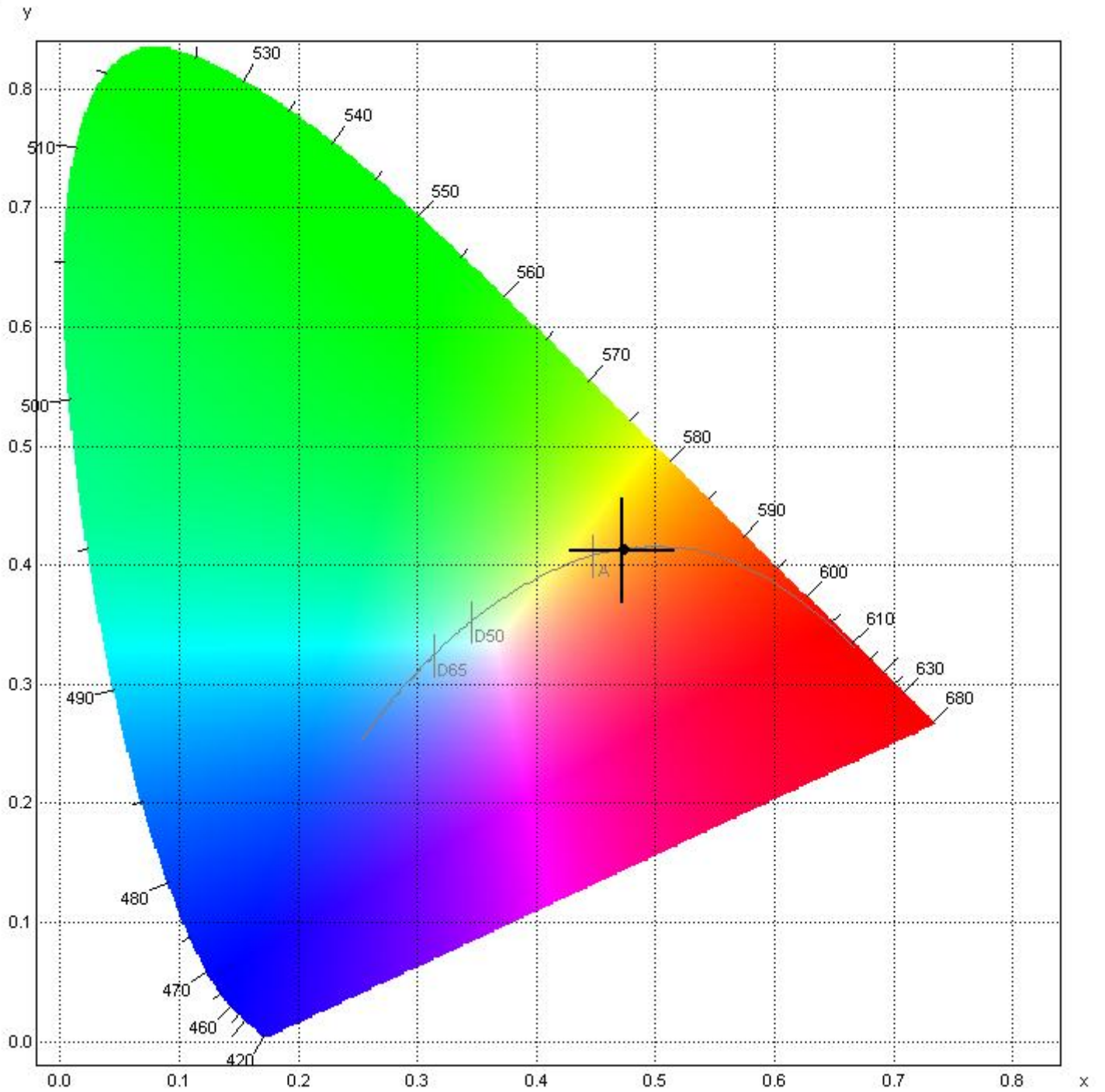
Results

Important Values	
CCT [K]	2546
Light Flux [lm]	485.56
Delta uv	-0.0003
Ansi Bin	
Color Peak [nm]	628.81
Color Peak Value	11.20
Wavelength Domin. [nm]	585.1
Radiometric [W]	1.7843
Luminous Efficacy [lm/W]	77.0731
Power [W]	6,3
Current [A]	0,525
Voltage [V]	12
Frequency [Hz]	
Power Factor	
Sensor Temperature [°C]	21.7

Rendering Indices	
Ra	92.2
R1	92.2
R2	95.6
R3	97.6
R4	92.4
R5	91.9
R6	95.2
R7	91.6
R8	80.9
R9	58.8
R10	89.1
R11	93.5
R12	84.7
R13	93.0
R14	97.8

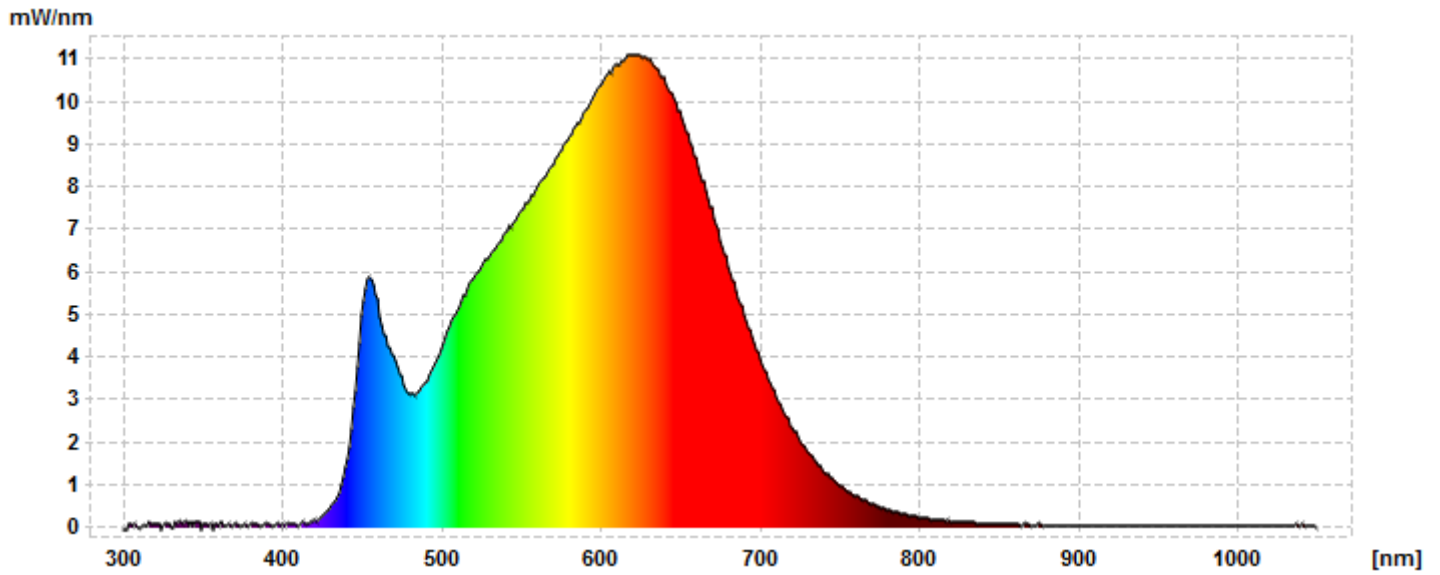
CIE 1931	
x	0.4723
y	0.4122
u'	0.2698
v'	0.5298
L	70.33
a	17.28
b	51.45
X	556.40
Z	136.02

CIE 1931



Flexstrip 24 WW

Spectrum



Measurement name: FS-24-WW
 Measurement time: 2016-04-14 15:02:49
 Report time: 2016-04-14 15:33:54
 Signal Level: 69.673
 Device: GLX10t 1104N041
 Item No: FS-001-002
 Made by: Michael PELL
 Note:

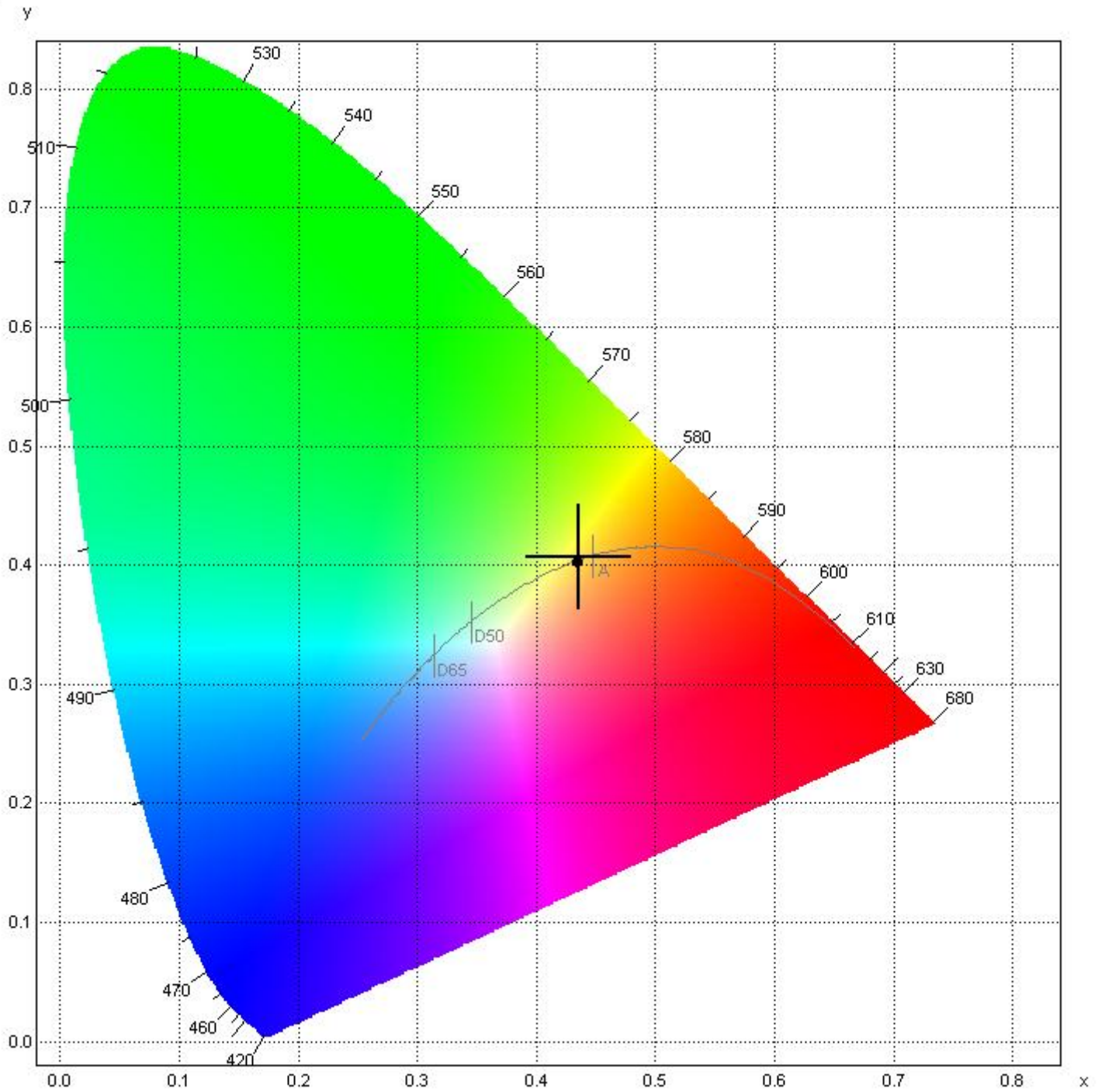
Results

Important Values	
CCT [K]	3045
Light Flux [lm]	569.38
Delta uv	0.0012
Ansi Bin	7B4
Color Peak [nm]	622.81
Color Peak Value	11.13
Wavelength Domin. [nm]	582.2
Radiometric [W]	1.9938
Luminous Efficacy [lm/W]	85.4921
Power [W]	6,66
Current [A]	0,555
Voltage [V]	12
Frequency [Hz]	
Power Factor	
Sensor Temperature [°C]	21.7

Rendering Indices	
Ra	92.8
R1	92.7
R2	96.7
R3	98.9
R4	91.4
R5	91.9
R6	95.5
R7	92.3
R8	82.8
R9	61.7
R10	91.0
R11	91.7
R12	76.8
R13	93.8
R14	98.9

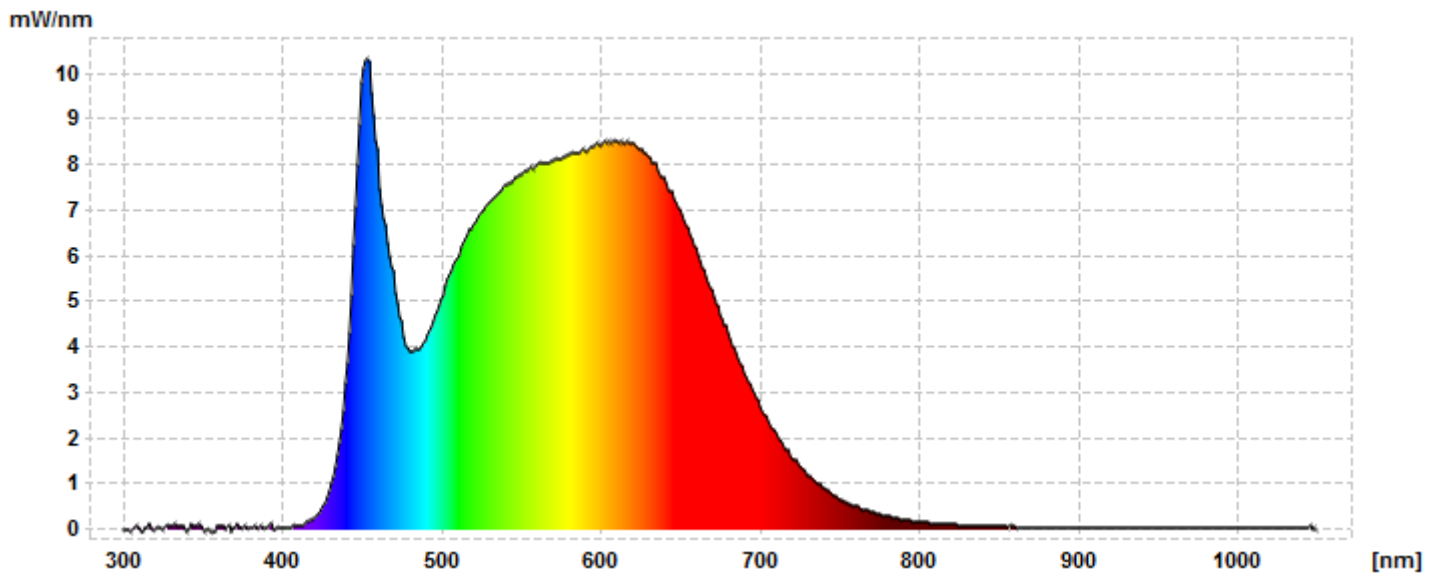
CIE 1931	
x	0.4355
y	0.4067
u'	0.2485
v'	0.5222
L	69.95
a	8.54
b	40.12
X	609.68
Z	220.79

CIE 1931



Flexstrip 24 NW

Spectrum



Measurement name: FS-24-NW
 Measurement time: 2016-04-14 15:11:16
 Report time: 2016-04-14 15:54:29
 Signal Level: 68.317
 Device: GLX10t 1104N041
 Item No: FS-001-003
 Made by: Michael PELL
 Note:

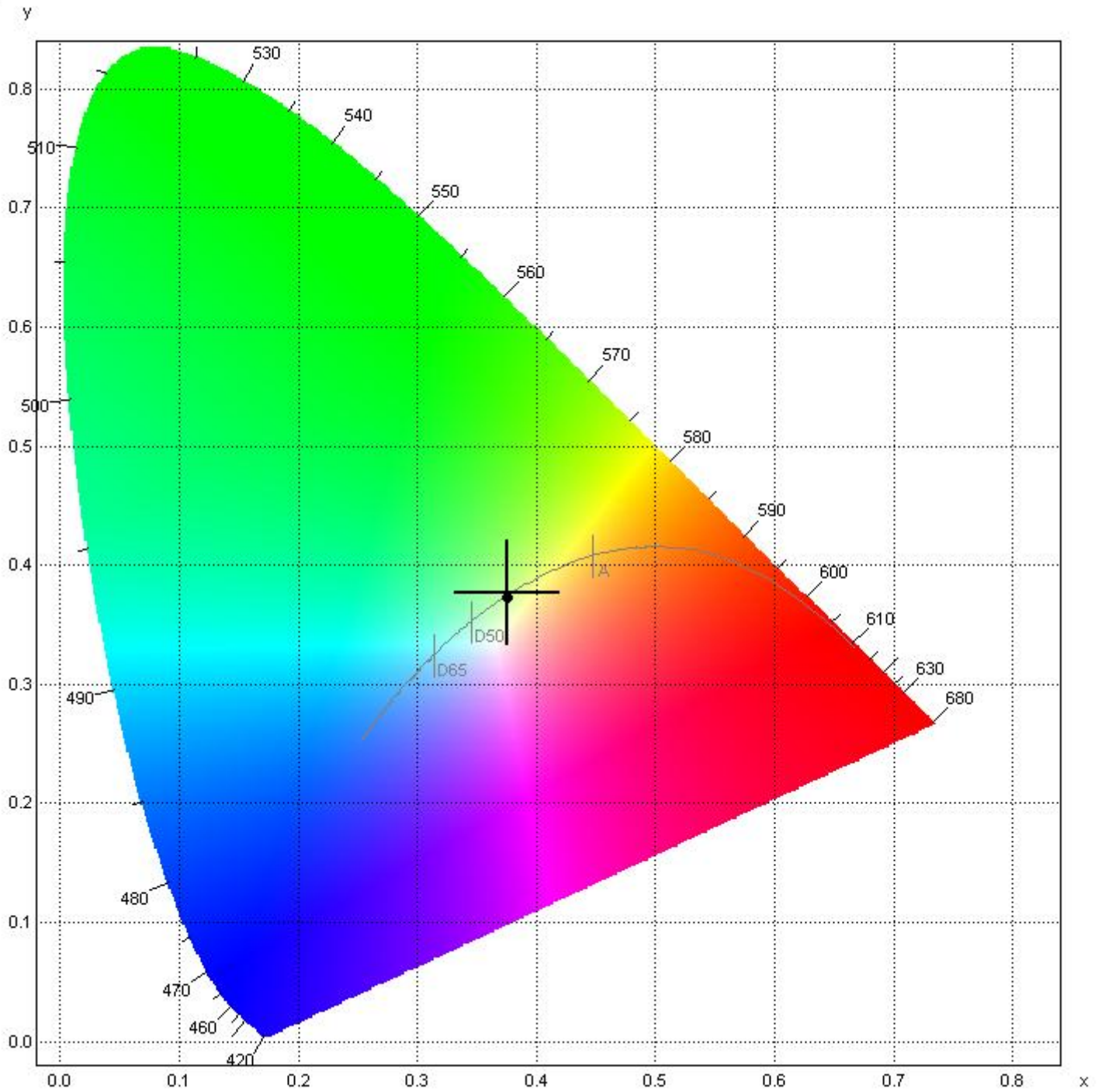
Results

Important Values	
CCT [K]	4133
Light Flux [lm]	544.64
Delta uv	0.0012
Ansi Bin	5B1
Color Peak [nm]	453.23
Color Peak Value	10.44
Wavelength Domin. [nm]	577.8
Radiometric [W]	1.8520
Luminous Efficacy [lm/W]	85.9595
Power [W]	6,336
Current [A]	0,528
Voltage [V]	12
Frequency [Hz]	
Power Factor	
Sensor Temperature [°C]	21.6

Rendering Indices	
Ra	91.8
R1	91.9
R2	95.3
R3	96.1
R4	90.4
R5	90.3
R6	91.5
R7	94.0
R8	85.3
R9	63.0
R10	86.9
R11	89.8
R12	66.8
R13	93.0
R14	97.6

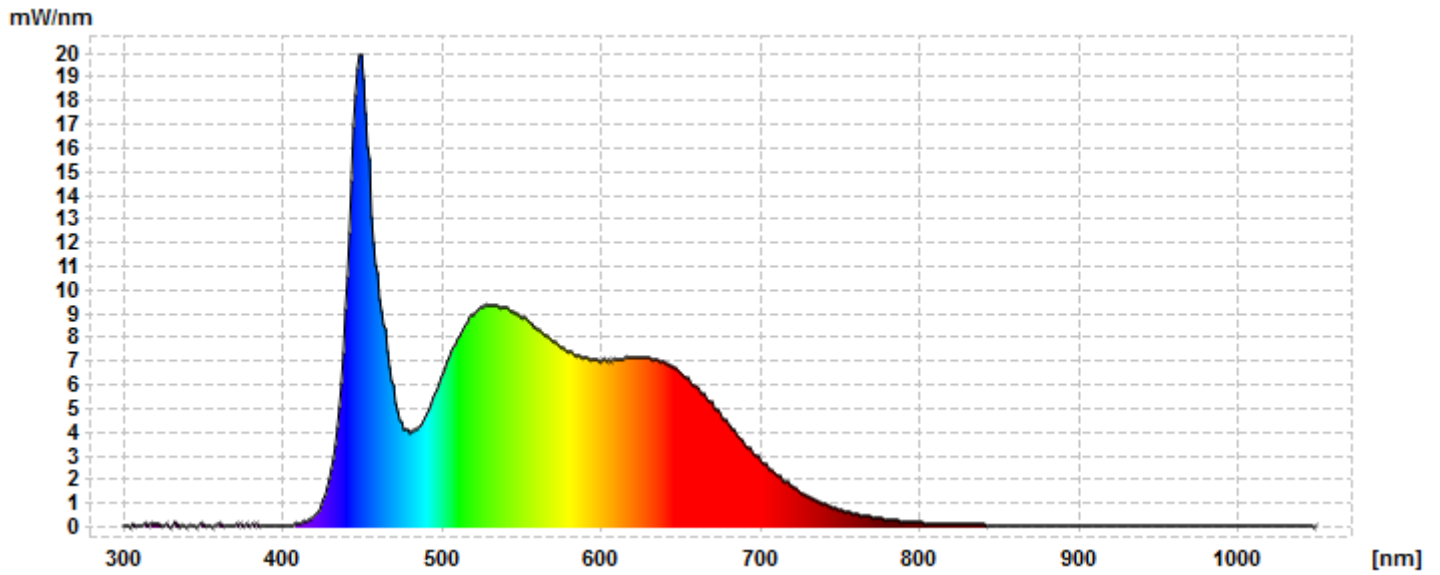
CIE 1931	
x	0.3756
y	0.3763
u'	0.2221
v'	0.5007
L	67.75
a	-0.23
b	18.71
X	543.59
Z	359.13

CIE 1931



Flexstrip 24 CW

Spectrum



Measurement name: FS-24-CW
 Measurement time: 2016-04-14 15:15:44
 Report time: 2016-04-14 15:55:12
 Signal Level: 68.052
 Device: GLX10t 1104N041
 Item No: FS-001-004
 Made by: Michael PELL
 Note:

Results

Important Values	
CCT [K]	6130
Light Flux [lm]	574.05
Delta uv	0.0025
Ansi Bin	1D
Color Peak [nm]	449.75
Color Peak Value	20.06
Wavelength Domin. [nm]	492.4
Radiometric [W]	2.0818
Luminous Efficacy [lm/W]	90.4300
Power [W]	6,348
Current [A]	0,529
Voltage [V]	12
Frequency [Hz]	
Power Factor	
Sensor Temperature [°C]	21.6

Rendering Indices	
Ra	91.1
R1	94.3
R2	91.0
R3	85.2
R4	91.8
R5	92.6
R6	85.7
R7	92.8
R8	95.0
R9	86.8
R10	76.7
R11	90.2
R12	63.2
R13	93.3
R14	91.6

CIE 1931	
x	0.3194
y	0.3341
u'	0.2005
v'	0.4720
L	64.49
a	-5.17
b	-1.70
X	548.77
Z	595.44

CIE 1931

